








Color	Electrode	Position
White 	Channel 1 (-)	Top of the sternum
Red 	Channel 1 (+)	Left side at the V3 position on rib
Black 	Channel 2 (-)	Top of the sternum adjacent to the white lead
Brown 	Channel 2 (+)	Left side at the V5 position on a rib
Blue 	Channel 3 (-)	Top of the sternum adjacent to the white lead
Orange 	Channel 3 (+)	Right side at the V1 position on a rib
Green 	Ground (R)	Right side opposite V5 position